Multiple District 12

As of October 2026 Cumulative

Year	New Clubs	Dropped Clubs	Gain/ Loss Clubs	New Members	Charter Members	Reinstate Members	Transfer Members	Total Member Added	Total Members Dropped	Gain/ Loss Members
2022-2023	0	8	-8	360	6	28	19	413	645	-232
2023-2024	0	21	-21	291	4	18	17	330	710	-380
2024-2025	2	8	-6	372	44	86	26	528	636	-108
2025-2026	1	5	-4	299	32	39	35	405	626	-221
2026-2027	0	1	-1	136	0	22	10	168	108	60
Average	**1**	**9**	**-8**	**292**	**17**	**39**	**21**	**369**	**545**	**-176**

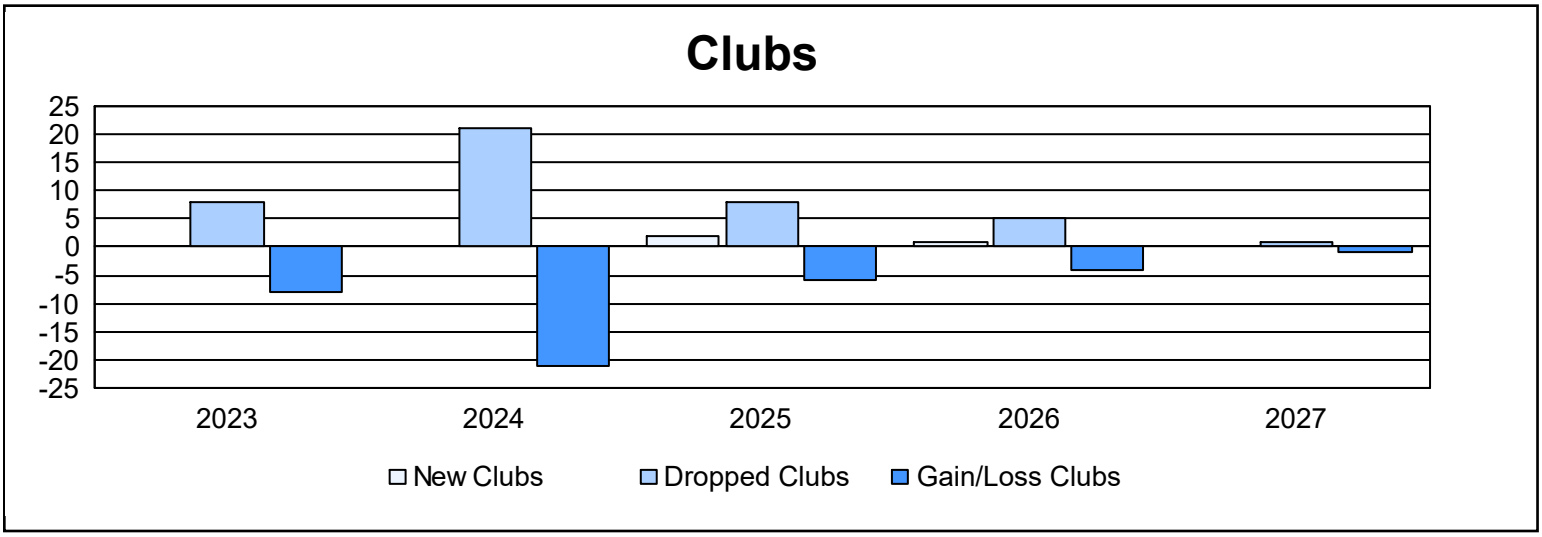

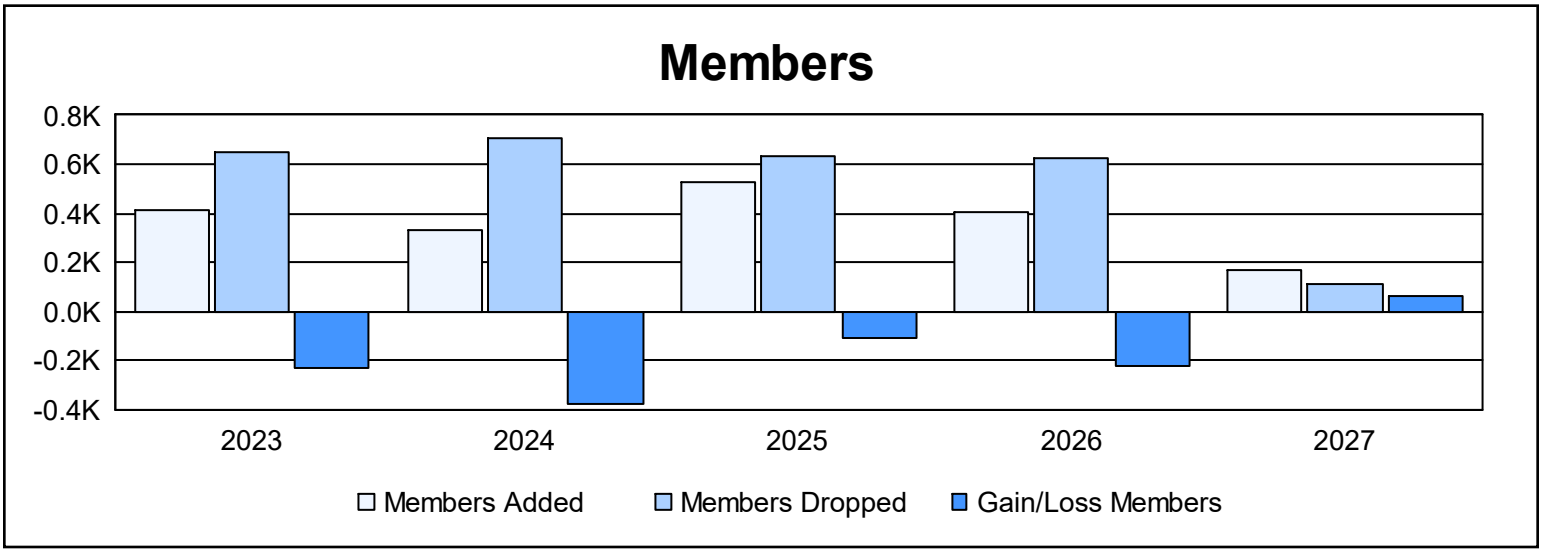

Membership Composition

October 2026 Cumulative

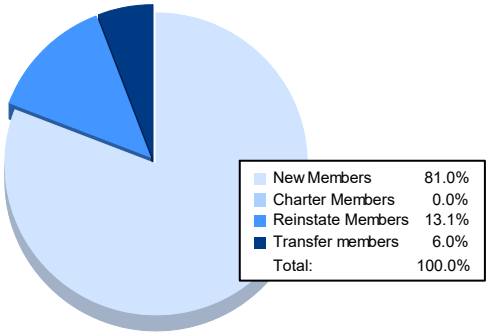

New Members	81.0%
Charter Members	0.0%
Reinstate Members	13.1%
Transfer members	6.0%
Total:	100.0%

Gender Composition

October 2026 Cumulative

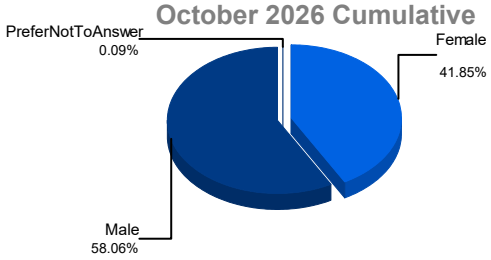

Female	41.85%
Male	58.06%
PreferNotToAnswer	0.09%
NonBinary	0.00%
Total:	100.00%